



2+



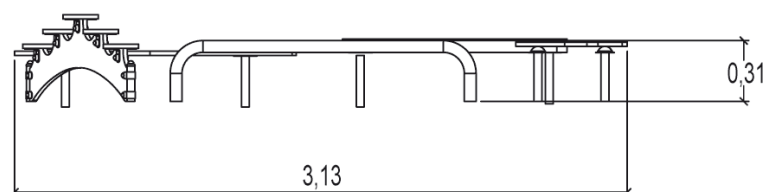
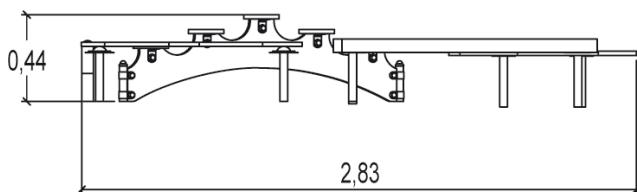
10



0,6m



1 = 3,2m 2 = 2,9m 3 = 0,4m



Play value

balancing



Accessibility




Motor disability

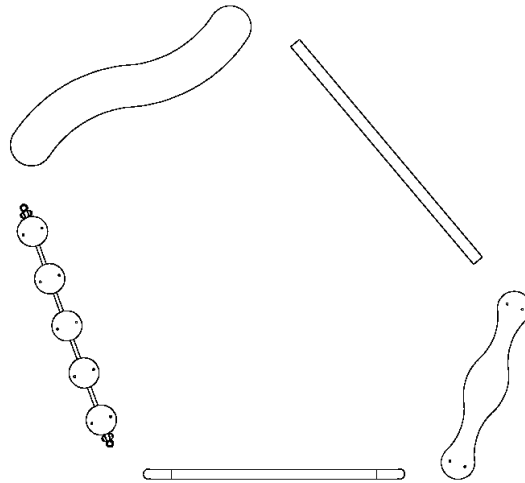


Sensorial Disabilities



Learning Disabilities

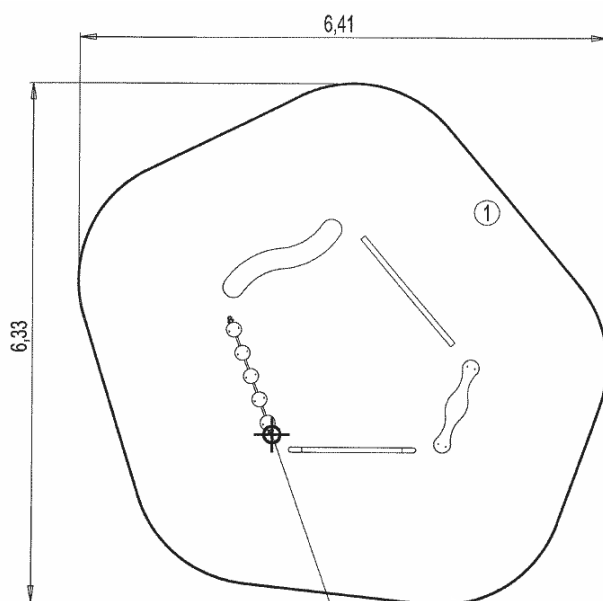






Installation of equipment

Impact area =

-  Impact area
-  Free space



Point de Référence
Setting But Point
Punto de referencia
Bezugspunkt

		
1	0,6m	30,5m ²



1



02h30



0.3m³



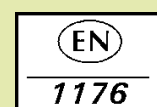
30.5m²



47kg



8kg



Proludic

2007-01-01