



2+



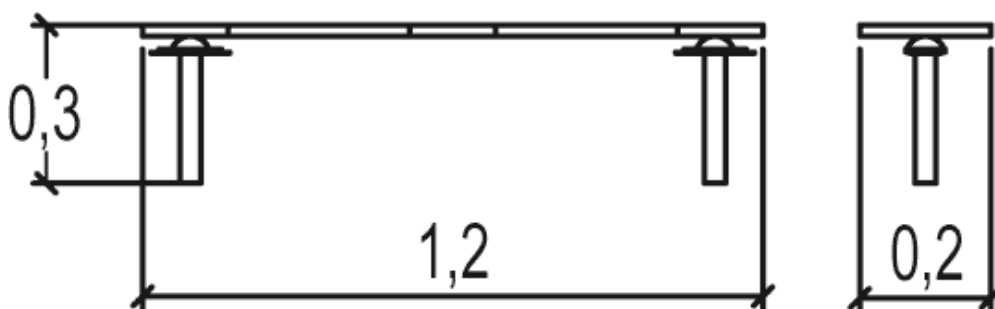
2



0,3m



1 = 1,2m 2 = 0,25m 3 = 0,3m






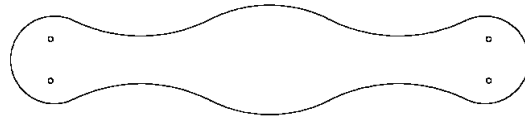
Play value

balancing



Accessibility

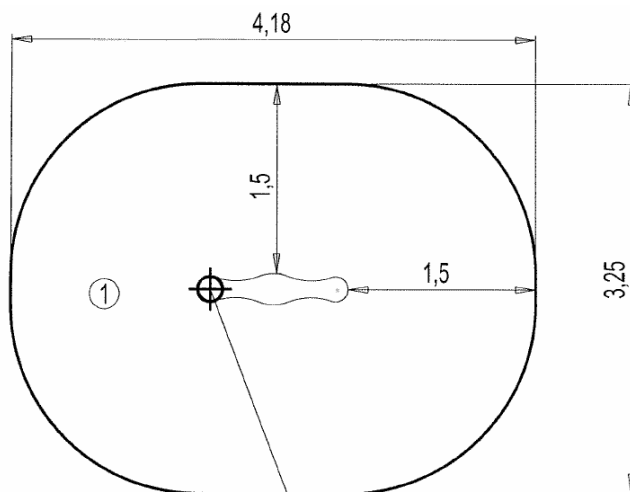
-  Motor disability
-  Sensorial Disabilities
-  Learning Disabilities





Installation of equipment

Impact area =

-  Impact area
-  Free space



①
 0
 Point de Référence
 Setting Out Point
 Punto de referencia
 Bezugspunkt

		
1	0,30m	12m ²



1



00h45



0.06m³



12m²



8kg



3kg



Proludic

2007-01-01