



2-8



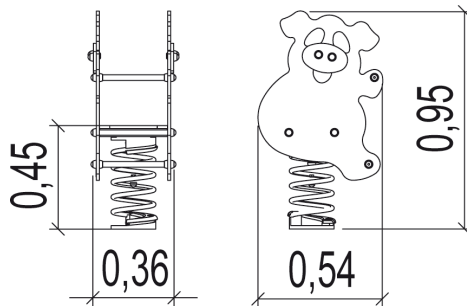
1



0,46m



1 = 0,56m 2 = 0,39m 3 = 0,96m



## Play value

swinging



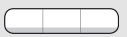
balancing



## Accessibility



Motor disability

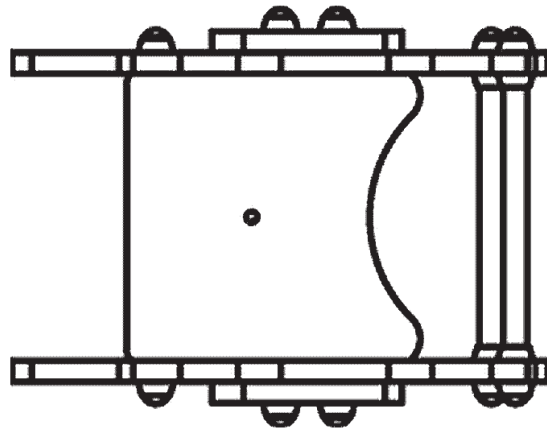


Sensorial Disabilities



Learning Disabilites





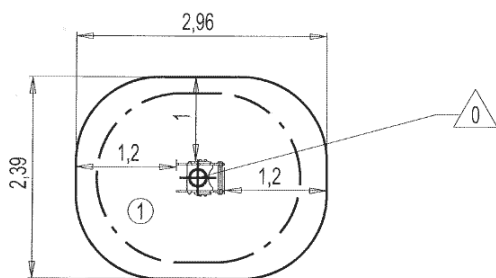


## Installation of equipment

Impact area =

-  Impact area
-  Free space

		
1	0,46m	6,5m <sup>2</sup>



Point de Référence  
Setting Out Point  
Punto de referencia  
Bezugspunkt



1



01h00



0m<sup>3</sup>



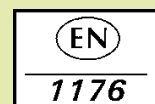
6.5m<sup>2</sup>



32kg



11kg



*Proludic*

2007-01-01