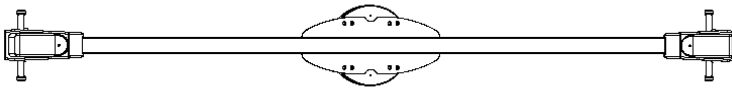




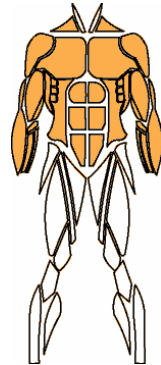
1=3.83m 2=0.86m 3=3.24m



If installed onto wetpour safer surfacing, we recommend a NON-FINES CONCRETE BASE.




**MUSCULAR STIMULATION**



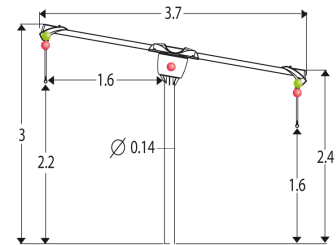
**INTENSITY OF EFFORT**



**ENERGY EXPENDITURE**



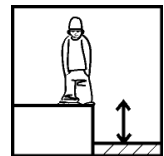
**DIMENSIONS & MOVEMENTS**




**OTHER INFORMATION**



2 players



HCL= 0.9m



12+

# TURNFLY

DÃ¼naamilised elemendid

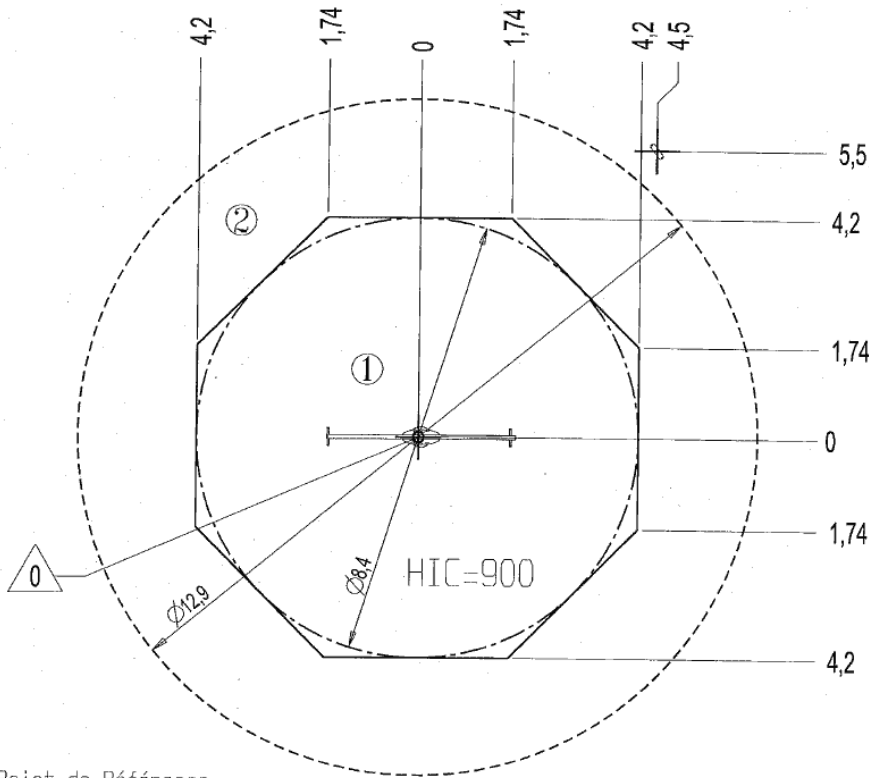
J3504N

## Installation of equipment

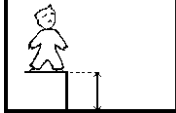
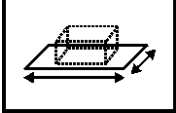
Impact area =

 Impact area

 Free space



Point de Référence  
Setting Out Point  
Punto de referencia  
Bezugspunkt

		
①	0.9m	55m <sup>2</sup>
②	<0.6m	76m <sup>2</sup>

Seat comprises 2 painted steel slats 50x25x2,5 mm, and 4 pultruded polyester slats (polyester composite/fibre gla


### INSTALLATION



0.6m<sup>3</sup>



2



03h00

### CERTIFICATIONS



*Proludic*  
SPORT