



2+



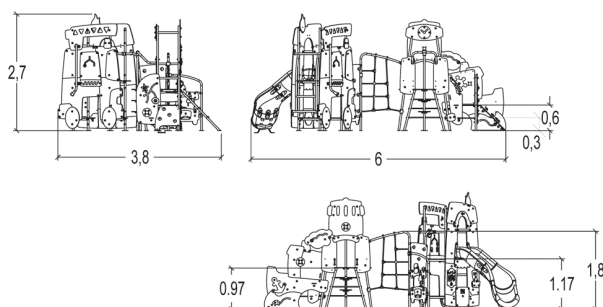
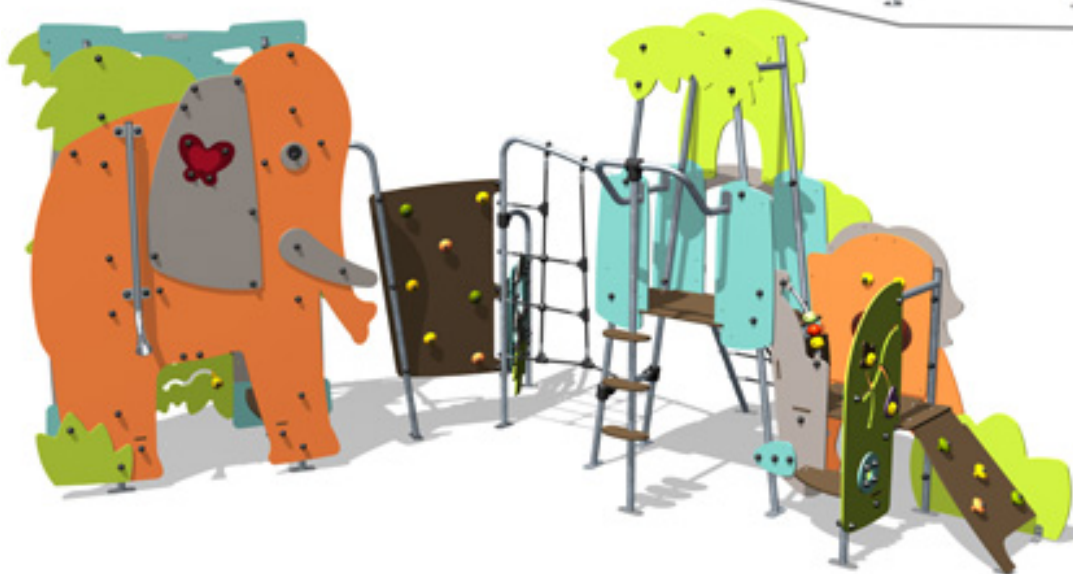
25



1,8m



1 = 6m 2 = 3,8m 3 = 2,7m



Play value

climbing




meeting / role play



sliding



hiding / resting



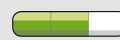
handling



Accessibility



Motor disability

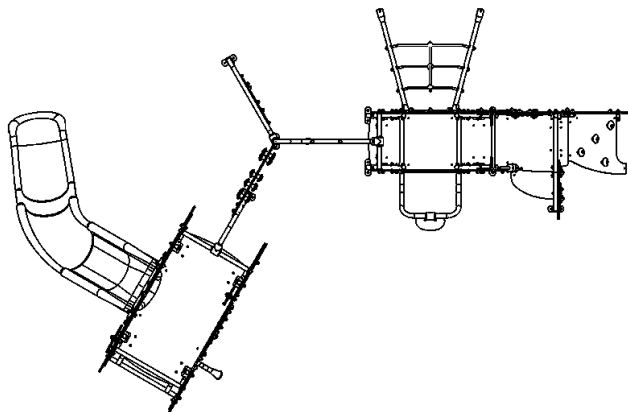


Sensorial Disabilities



Learning Disabilities

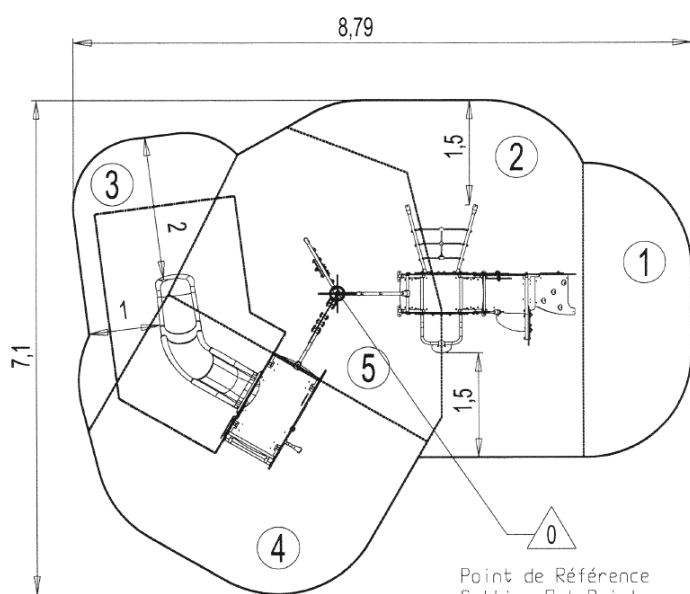






Installation of equipment

Impact area =

-  Impact area
-  Free space



Point de Référence
Setting Out Point
Punto de referencia
Bezugspunkt
Referentiepunt

		
1	0,6m	5,5m ²
2	0,97m	12,5m ²
3	1m	5,5m ²
4	1,17m	12,5m ²
5	1,8m	11m ²



2



00h00



0.5m³



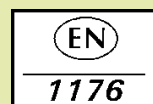
47m²



507kg



24kg



Proludic

2014-01-07