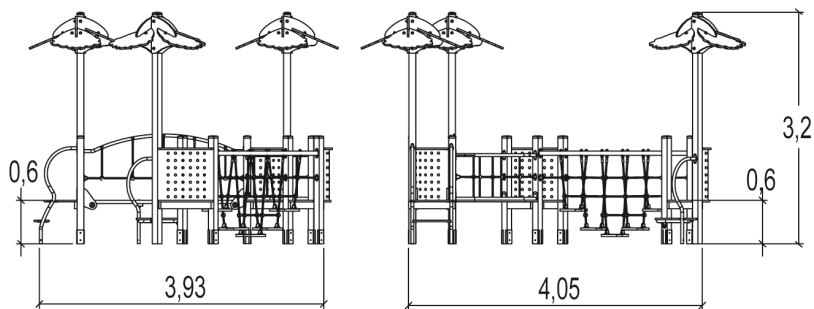



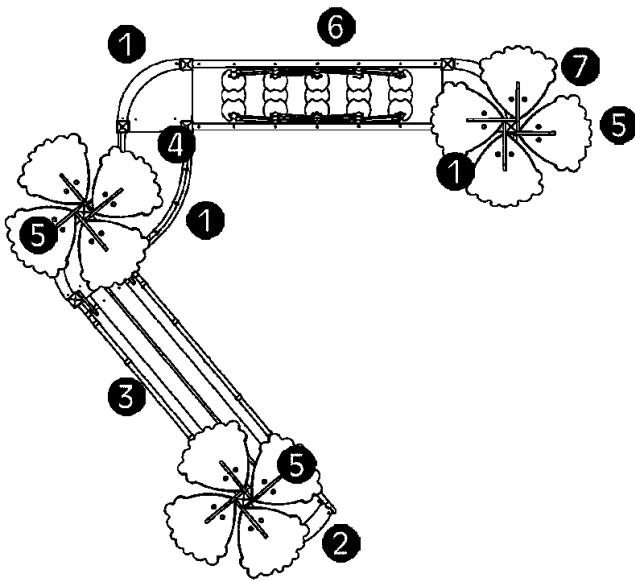

2+	16	0,6m	1 = 5,3m 2 = 4,3m 3 = 3,2m



Play value		
climbing 	getting across 	meeting / role play 
x2	x2	x2
Number of play elements: 6		

Accessibility	
 Motor disability	<input type="checkbox"/>
Sensorial Disabilities	<input type="checkbox"/>
Learning Disabilites	<input checked="" type="checkbox"/>

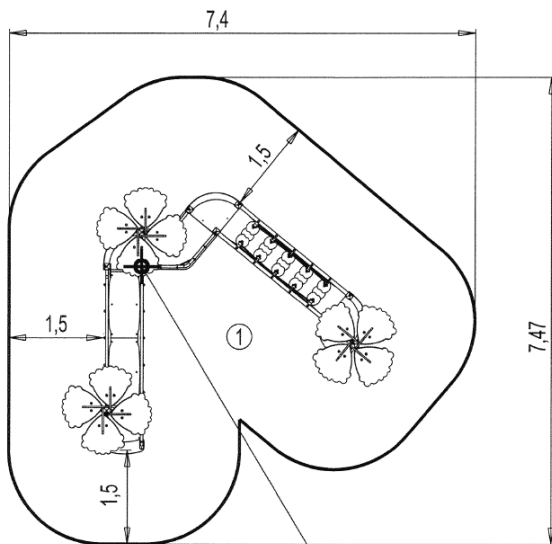


- ① Twist platform single balcony HT: 0.6m
- ② 2 Step Access - G33127
- ③ Simple catwalk - G33123
- ④ Curved bridge - G33122
- ⑤ Palm tree - G3389
- ⑥ Swinging steps - G33121
- ⑦ 1 Step Access - G33126

Installation of equipment

Impact area =

- Impact area
- Free space



1	0,60m	40m ²

① Point de Référence
Setting Out Point
Punto de referencia
Bezugspunkt



2



20h00



0.4m³



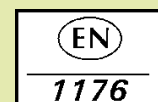
40m²



452kg



29kg



Proludic

2013-09-05