

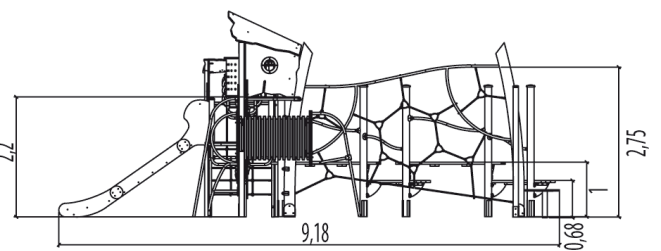
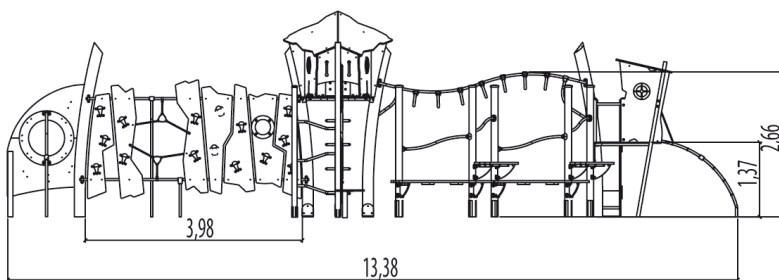


4+

40

2,8m

1 = 13,4m 2 = 9,2m 3 = 3,8m



Play value

climbing



x1

sliding



x1

hanging



x1

crawling



x1

climbing



x2

getting across



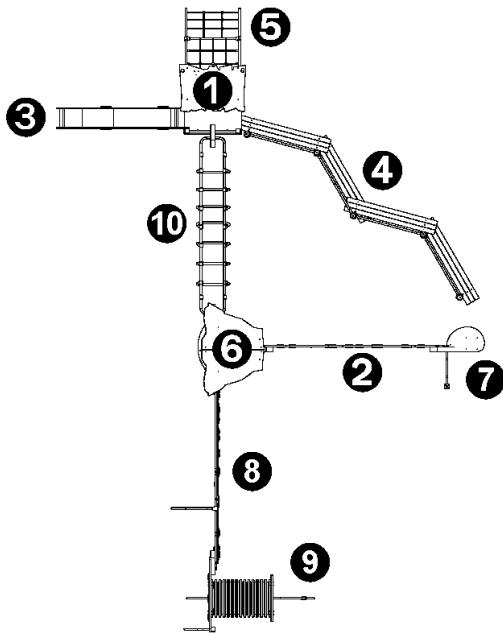
x1

meeting / role play



x3

Number of play elements: 10

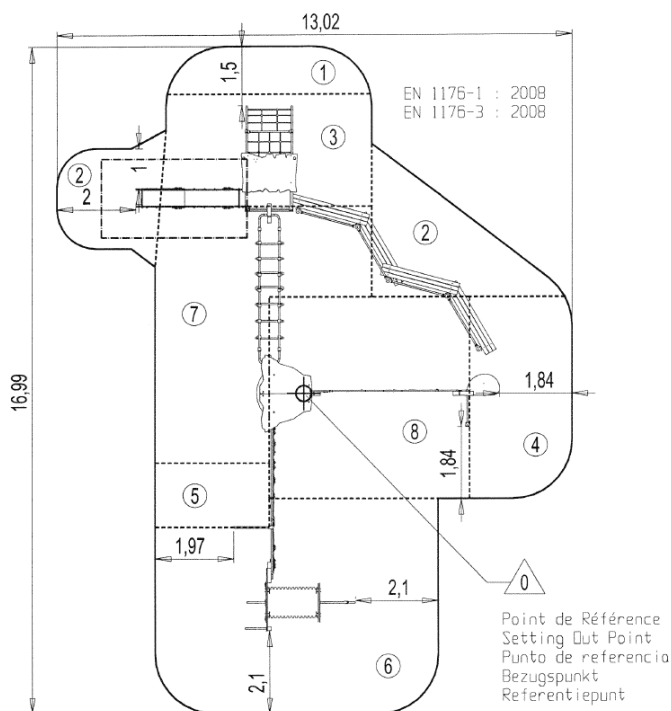


- ① The fisherman's hut HT: 1.37m - G2701
- ② Spider's web - G2732
- ③ Slide HT: 1.37m - G2720
- ④ The footpath - G2736
- ⑤ Incline net HT: 1.37m - G2712
- ⑥ The treetop hut HT: 2.2m - G2704
- ⑦ The stump - G2715
- ⑧ Wall - G2731
- ⑨ The trunk - G2733
- ⑩ Acrobranch - G2730

Installation of equipment

Impact area =

- Impact area
- Free space



1	0,60m	5,5m ²
2	1,00m	16,5m ²
3	1,37m	15m ²
4	2m	13m ²
5	2,2m	5m ²
6	2,4m	36,5m ²
7	2,6m	25m ²
8	2,8m	26,5m ²



4



39h30



0.9m³



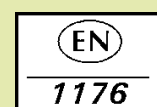
143m²



1265kg



48kg



Proludic

2012-11-29