



2+



20



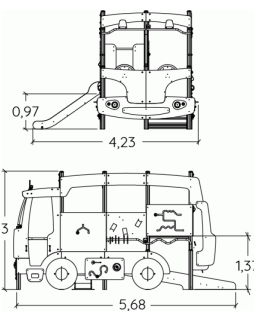
1,37m



1 = 5,6m  
2 = 4,2m  
3 = 3m



Physical inclusion  
Sensory inclusion  
Cognitive inclusion



Play value : **38**

role play



x1

sliding



x1

meeting



x1

handling



x11

crawling



x1

hiding



x1

thinking



x7

tactile stimulation



x7

visual stimulation



x4



climbing

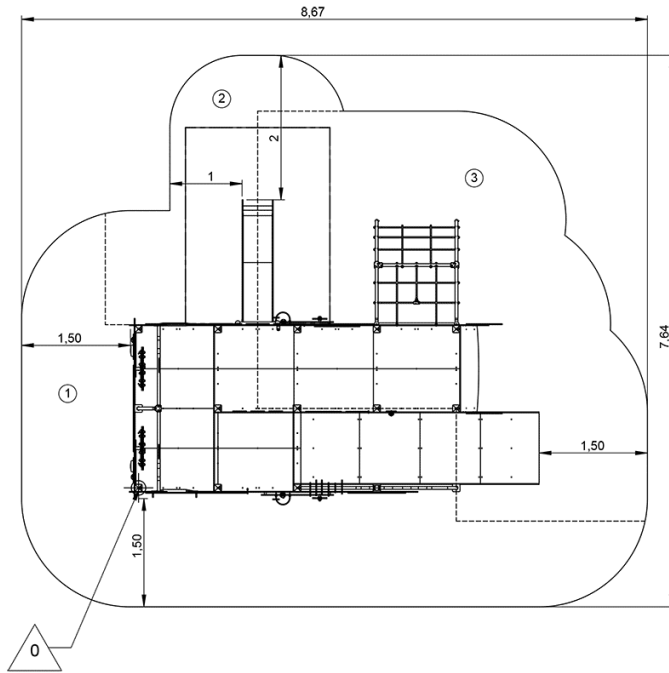


x4

## Installation of equipment

**IMPORTANT:** It is essential to refer to the installation instructions for information on the size of the safety areas.

-  Impact area (minimum normative surface)
-  Free space



1	0,6m	24m <sup>2</sup>
2	1m	6,5m <sup>2</sup>
3	1,37m	23m <sup>2</sup>



2



24h00



0m<sup>3</sup>



53.5m<sup>2</sup>



1400kg



28kg

