



3+



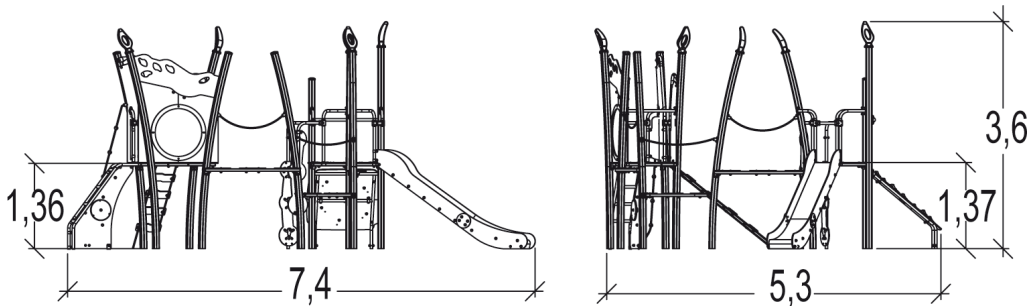

23



1,37m



1 = 7,4m 2 = 4,8m 3 = 3,5m



Play value : 16

climbing



x3

sliding



x1

meeting



x2

handling



x1

balancing



x4

visual stimulation



x1

climbing

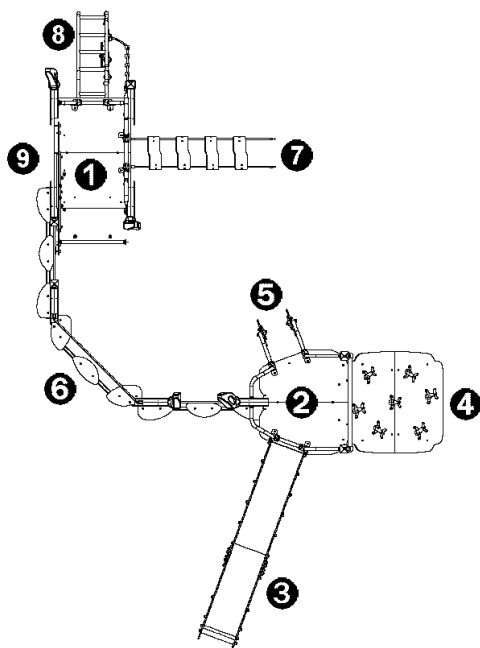


x3

getting across



x1

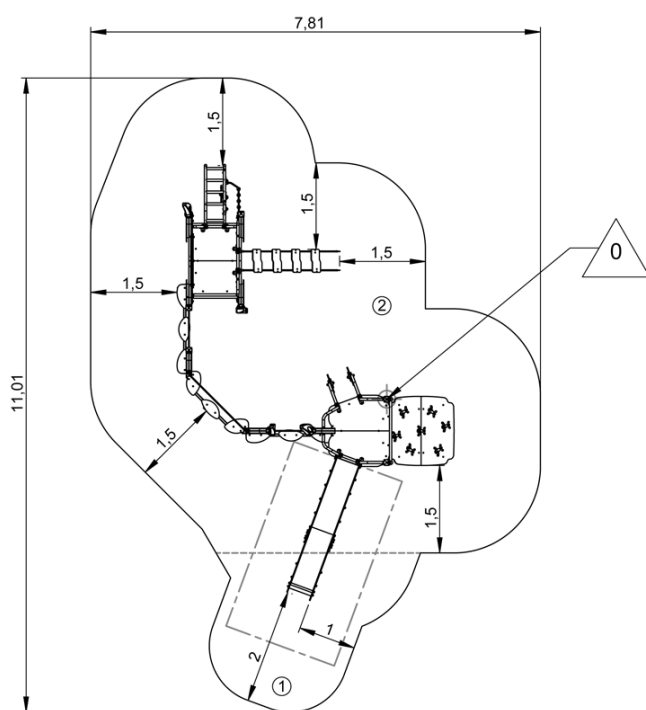


- ① Platform with no roof, Ht: 1,37m
- ② Platform with no roof, Ht: 1,37m
- ③ Slide Ht : 1.37m
- ④ Inclined ramp
- ⑤ Climbing ladder
- ⑥ Pathway
- ⑦ Net ladder
- ⑧ Climbing unit, HT: 1,37m
- ⑨ Play porthole

Installation of equipment

Impact area =

- Impact area
- Free space



1	1m	4,5m ²
2	1,37m	50,5m ²



2



18h00



0.6m³



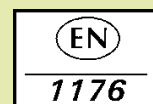
56m²



594kg



28kg



Proludic

0000-00-00