


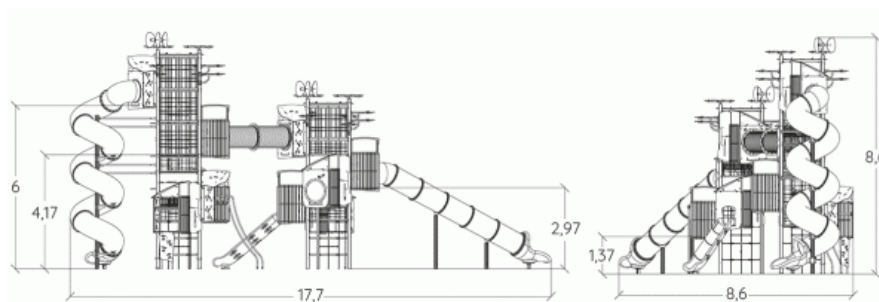

 **5+**  
 **55**  
 **2,16m**
















 1 = 17,6m  
 2 = 8,61m  
 3 = 8,66m



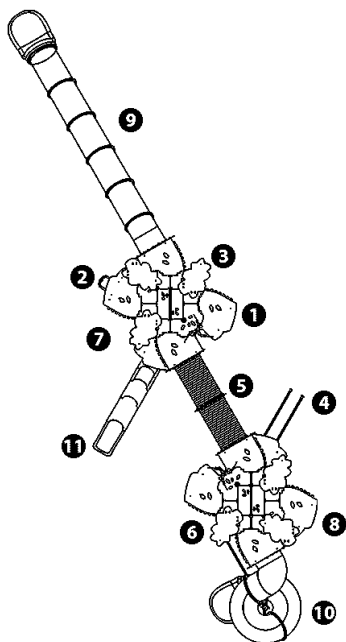
Motor inclusion  
Sensory inclusion  
Mental inclusion



**Play value :** **27**

climbing  <b>x1</b>	role play  <b>x2</b>	sliding  <b>x5</b>	meeting  <b>x2</b>	resting  <b>x2</b>	crawling  <b>x1</b>	hiding  <b>x3</b>	balancing  <b>x2</b>
taking shelter  <b>x2</b>	sound stimulation  <b>x1</b>	tactile stimulation  <b>x1</b>	visual stimulation  <b>x2</b>	climbing  <b>x2</b>	getting across  <b>x1</b>		

## Components

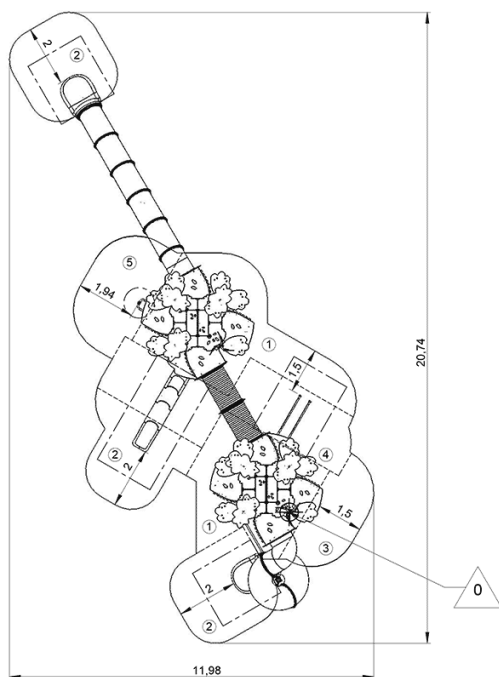


- ① Play porthole
- ② Fireman's pole
- ③ Butterfly play panel
- ④ Speedslide
- ⑤ Polyethylene tunnel
- ⑥ Climbing wall Ht: 1.37m
- ⑦ Tower 6m / 5 platforms
- ⑧ Tower 8m / 5 platforms
- ⑨ Polyethylene slide Ht : 2.97m
- ⑩ Polyethylene slide Ht : 5.97m
- ⑪ Slide Ht : 1.77m

## Installation of equipment

Impact area =

- Impact area
- Free space



1	0,60m	32m <sup>2</sup>
2	1,00m	27m <sup>2</sup>
3	1,37m	6,5m <sup>2</sup>
4	1,77m	16m <sup>2</sup>
5	2,16m	12m <sup>2</sup>



3



55h00



2.5m<sup>3</sup>



93.5m<sup>2</sup>



5282kg



78kg

