



1+



30



0m



1 = 3,39m

2 = 2,58m

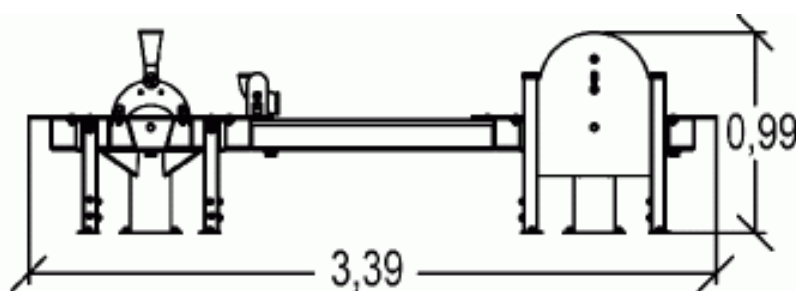
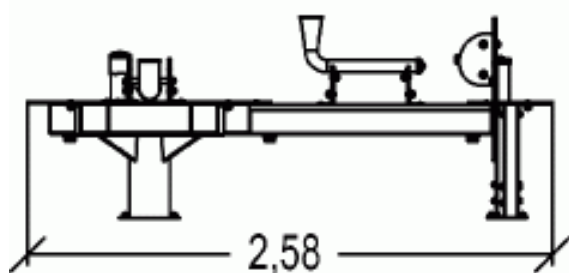

3 = 0,99m



Physical inclusion

Sensory inclusion

Cognitive inclusion



Play value :

29

role play



x4

meeting



x7

handling



x7

thinking



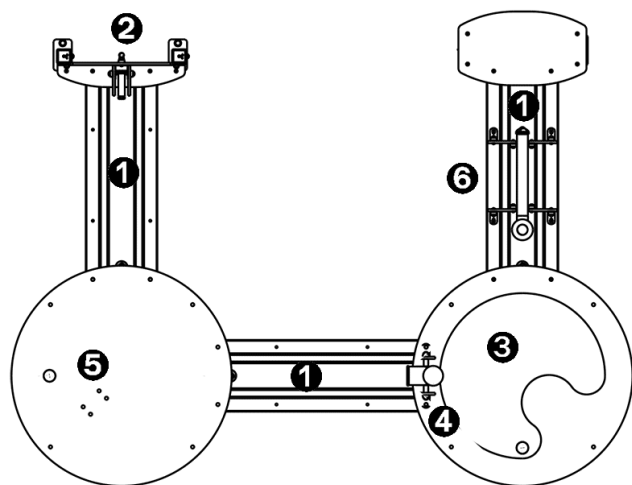
x5

tactile stimulation



x6

Components



- ① Little river
- ② Tap
- ③ Splash out
- ④ Waterspout
- ⑤ Pump
- ⑥ Water-spray

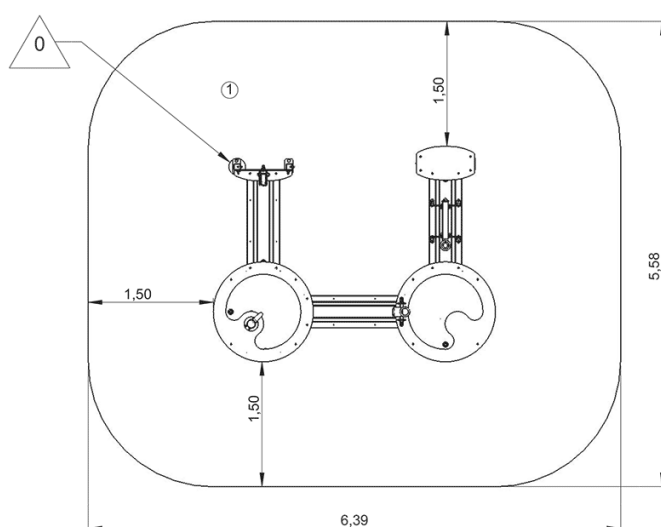
Installation of equipment

IMPORTANT: It is essential to refer to the installation instructions for information on the size of the safety areas.

- Impact area (minimum normative surface)
- Free space



1	0m	34m ²
---	----	------------------



2

08h45

0m³

34m²

135kg

14kg

EN
1176