

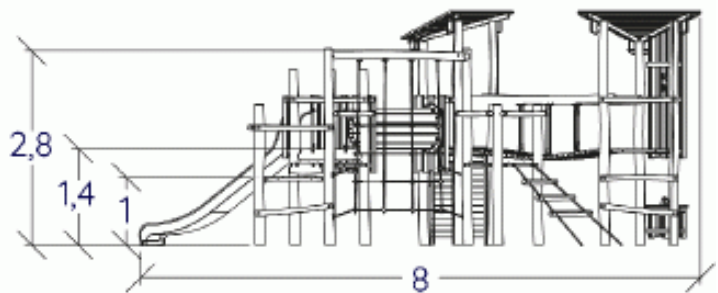
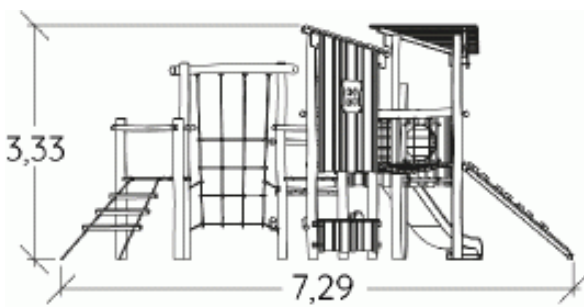
 **3+**
 **34**
 **1,7m**















1 = 7,29m
2 = 8m
3 = 3,33m



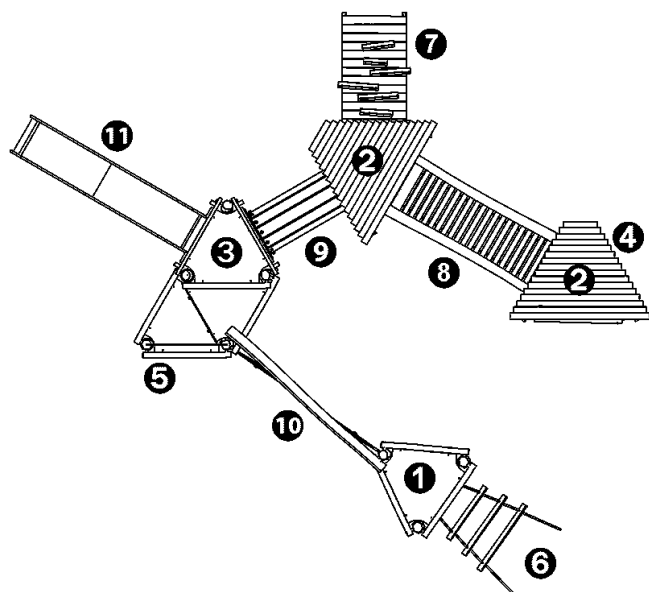
Physical inclusion
Sensory inclusion
Cognitive inclusion



Play value : 29

role play  x5	sliding  x1	meeting  x7	handling  x1	crawling  x1	hiding  x1	balancing  x1	taking shelter  x2
tactile stimulation  x1	visual stimulation  x1	climbing  x5	getting across  x3				



Components

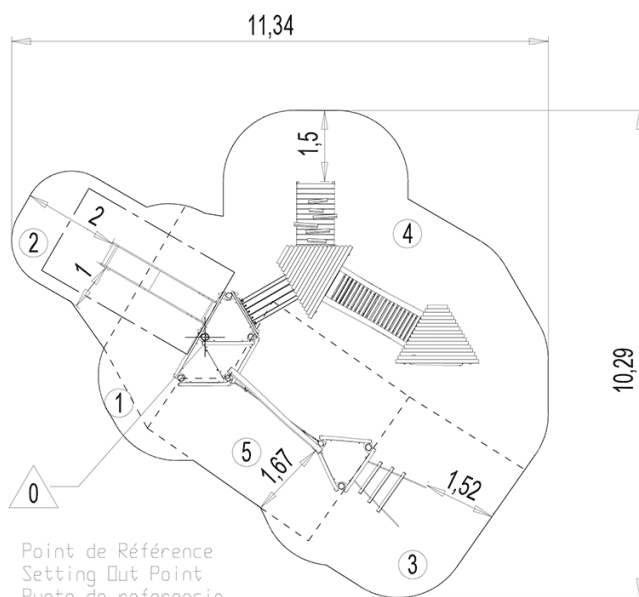


- ❶ Platform
- ❷ Roof
- ❸ Platform Ht: 1.37m
- ❹ Bridge 1 plank Ht: 0.97mm
- ❺ Vertical ladder Ht: 1.17
- ❻ Flexible log ladder Ht: 1.17m
- ❼ Sloping ramp with logs Ht: 1.37m
- ❽ Flexible bridge
- ❾ Green tunnel
- ❿ Vertical net
- ⓫ Slide Ht: 1.37m

Installation of equipment



IMPORTANT: It is essential to refer to the installation instructions for information on the size of the safety areas.

-  Impact area (minimum normative surface)
-  Free space



Point de Référence
Setting Out Point
Punto de referencia
Bezugspunkt
Referentiepunt



		
1	0,97m	1,5m ²
2	1m	7,5m ²
3	1,17m	11,5m ²
4	1,37m	37,5m ²
5	1,7m	14m ²



2



20h00



0.2m³



72m²



1228kg



57kg

EN

1176