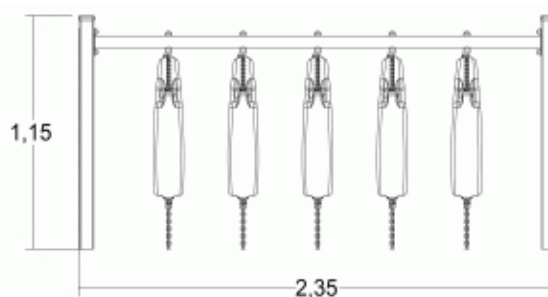
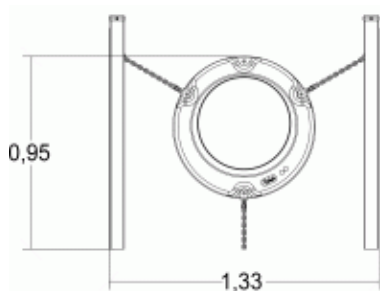



6+ 3 1,1m

1 = 2,35m
2 = 1,33m
3 = 1,15m



Motor inclusion
Sensory inclusion
Mental inclusion



Play value : 2

balancing getting across

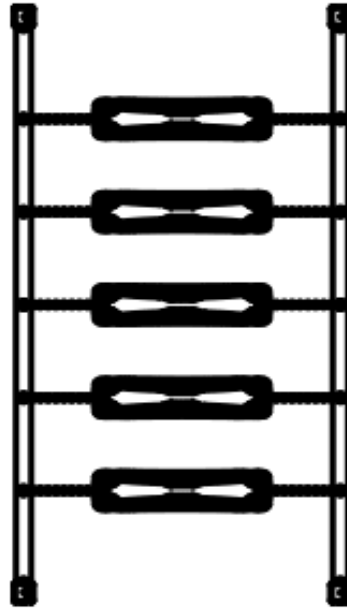


x1



x1

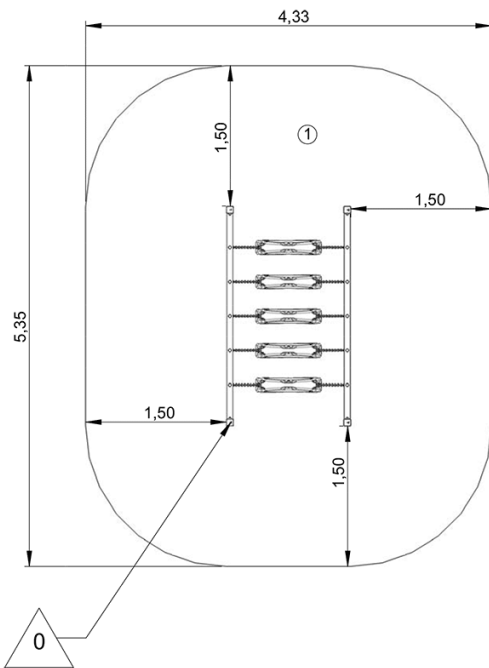
Components



Installation of equipment

Impact area =

- Impact area
- Free space



1	1,1m	21,5m ²



2

01h00

0.25m³

21.5m²

88kg

10kg

