



6+ 10 0,6m

1 = 8,22m  
2 = 3,28m  
3 = 0,37m



Motor inclusion  
Sensory inclusion  
Mental inclusion



Play value : 2

balancing getting across

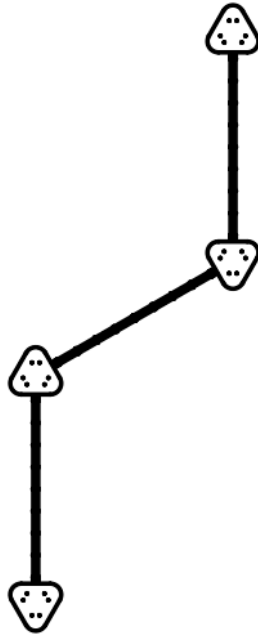


x1



x1

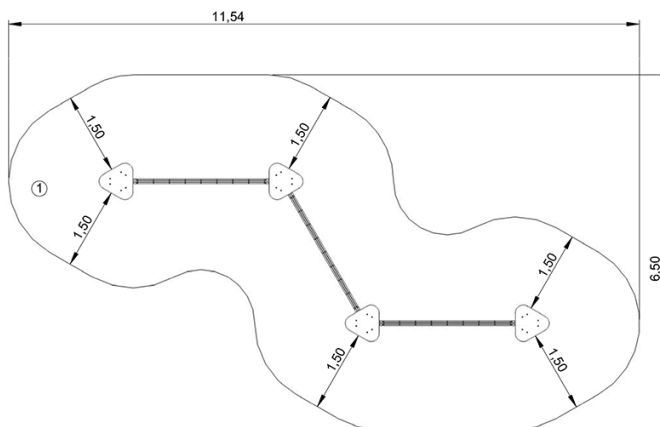
## Components



## Installation of equipment

Impact area =

- Impact area
- Free space



1	<0,6m	44,5m <sup>2</sup>
---	-------	--------------------



2



04h00



1m<sup>3</sup>



44.5m<sup>2</sup>



99kg



14kg

