





1 = 10,51m
 2 = 3,37m
 3 = 3,21m



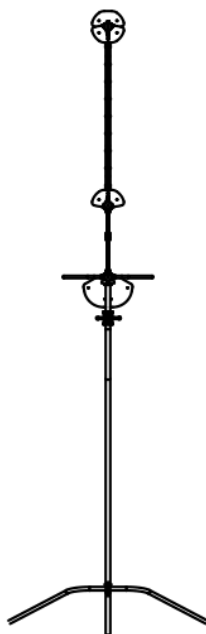
Motor inclusion
 Sensory inclusion
 Mental inclusion



Play value : **5**

- | | | | |
|---|---|---|---|
| hanging | balancing | climbing | getting across |
|  |  |  |  |
| x1 | x1 | x1 | x2 |

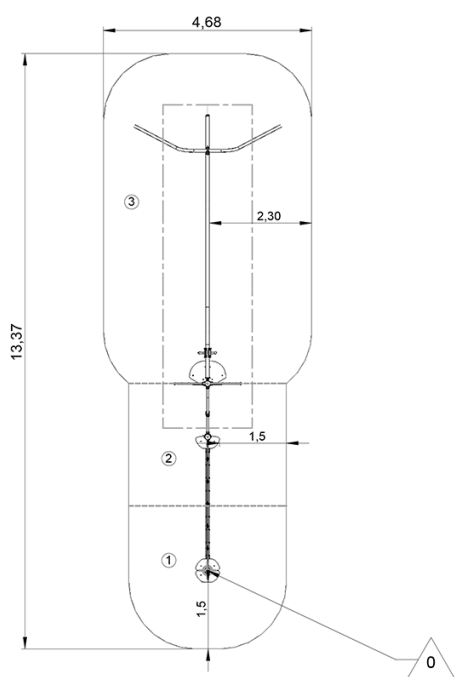
Components



Installation of equipment

Impact area =

- Impact area
- Free space



1	0,6m	10,5m ²
2	1m	33,5m ²
3	1,55m	10m ²



2

08h00

0.89m³

54m²

169kg

39kg

EN

1176