

5 25 705 011 91

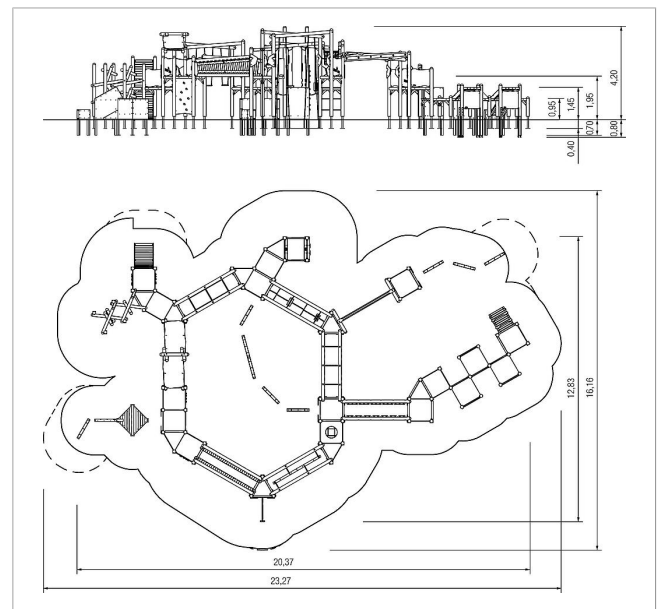
tough trail play unit Rockmaster








made in germany



Scope of delivery

- 67x post construction: softwood or steel
- 1x platform hole: high-pressure-laminate (HPL)
- 21x platform: high-pressure-laminate (HPL)
- 22x platform construction: hot-dip galvanised steel
- 28x frame trim: high-pressure laminate (HPL)
- 1x spider wall: softwood, high-pressure-laminate (HPL), stainless steel (V2A), glass fibre reinforced plastic (GFRP)
- 5x climbing board: high-pressure-laminate (HPL), glass fibre reinforced plastic (GFRP)
- 3x climbing platform with grips: high-pressure laminate (HPL)
- 1x ramp: softwood
- 3x ring climb: plastic-coated steel cable, stainless steel (V2A)
- 1x sliding pole: stainless steel (V2A)
- 1x hanging nets: softwood, plastic-coated steel cable
- 1x shimmy beam: softwood
- 1x climbing ropes: softwood, plastic-coated steel cable
- 1x boulder line: softwood, high-pressure-laminate (HPL)
- 1x climbing arch: softwood, high-pressure-laminate (HPL), stainless steel (V2A)
- 1x climbing path: softwood, high-pressure-laminate (HPL)
- 1x hanging doors: softwood, chain hanger (V2A), high-pressure-laminate (HPL)
- 1x chain swings: softwood, chain hanger (V2A)
- 1x warrior ramp: softwood, high-pressure-laminate (HPL)
- 4x tangle tower: softwood
- 19x parapet: high-pressure-laminate (HPL)
- 8x passage safety device: plastic-coated steel cable, stainless steel (V2A)
- 18x access restriction: high-pressure-laminate (HPL)
- 2x balancing wall PH 1450: hot-dip galvanised steel, softwood, high-pressure-laminate (HPL)
- 4x balancing wall PH 450: hot-dip galvanised steel, softwood, high-pressure-laminate (HPL)
- 3x balancing wall PH 950: hot-dip galvanised steel, softwood, high-pressure-laminate (HPL)
- 5x grip set: aluminium, coated
- 1x climbing cube: softwood, high-pressure-laminate (HPL)
- 1x trapeze wall: hot-dip galvanised steel, softwood, high-pressure-laminate (HPL)
- fittings: stainless steel (V2A)



	Material	SW pi
	Foundation level	ET 400, ET 700
	Minimum space	23,30x16,25x4,58 m
	Free falling height	278 cm
	Impact protection net	243,5 m ²
	Foundations	91x CF or 20x CF + 71x PFs
	Assembly	4 persons/25 h