



2+



70



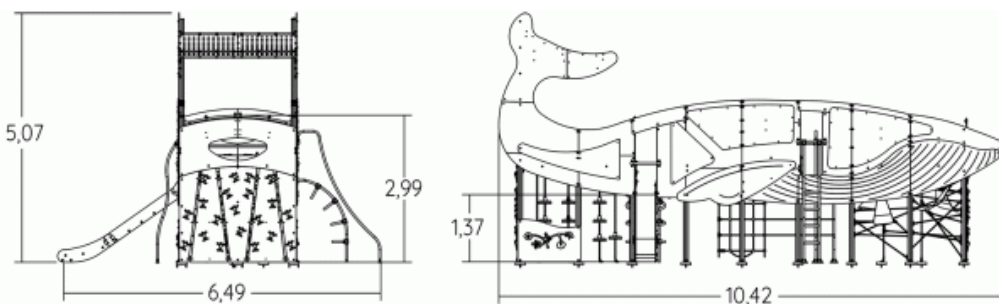
2,2m



1 = 10,42m
2 = 6,49m
3 = 5,07m



Motor inclusion
Sensory inclusion
Mental inclusion



Play value : **59**

climbing



x2

role play



x5

sliding




x2

meeting



x7

resting



x12

handling



x2

balancing



x2

thinking



x3

tactile stimulation



x3

visual stimulation



x2

climbing



x13



getting across

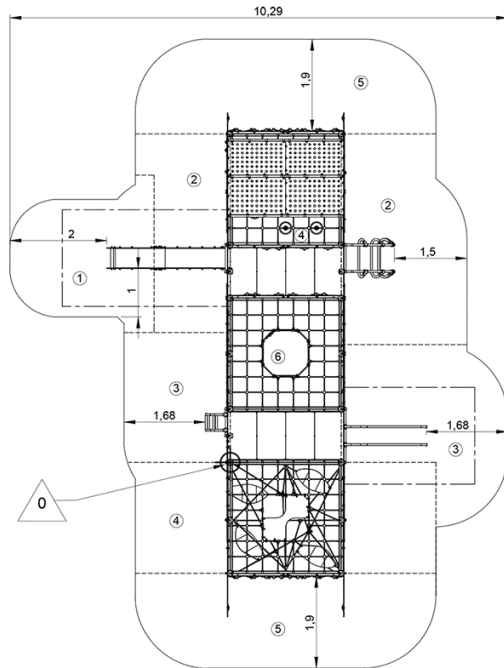


x6

Installation of equipment

IMPORTANT: It is essential to refer to the installation instructions for information on the size of the safety areas.

-  Impact area (minimum normative surface)
-  Free space



1	1m	5,04m ²
2	1,37m	2,03m ²
3	1,77m	3,6m ²
4	2,2m	83,5m ²



3



10h00



1.1m³



94m²



2690kg



40kg

