



2+



34



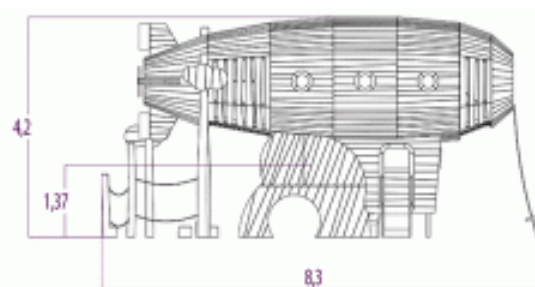
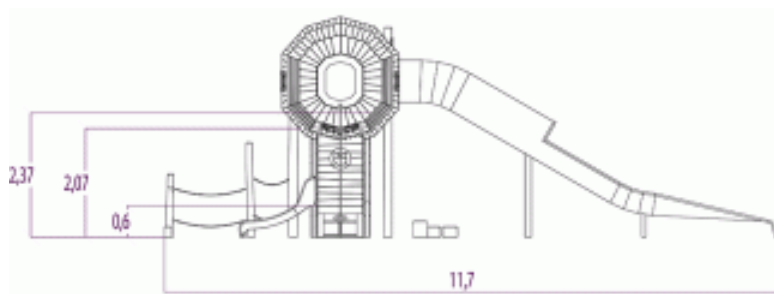
1,5m



1 = 11,7m

2 = 8,3m

3 = 4,2m

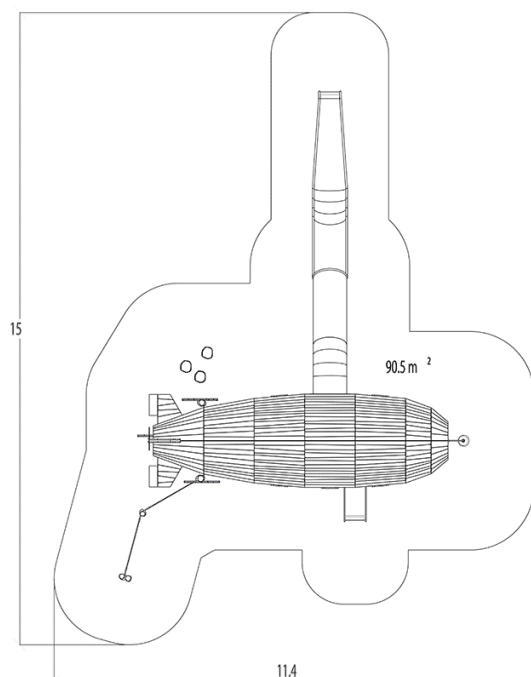


Installation of equipment

IMPORTANT: It is essential to refer to the installation instructions for information on the size of the safety areas.

———— Impact area (minimum normative surface)

- - - - Free space



1	1,5m	90,5m²
---	------	--------



0



1.27m³



90.5m²



-



-

