



3+



21



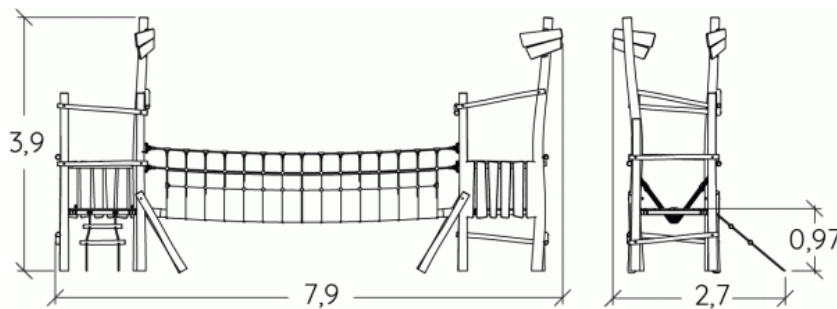

0,97m



1 = 7,79m
2 = 2,46m
3 = 3,95m



Motor inclusion
Sensory inclusion
Mental inclusion



Play value : **5**

meeting



x2

balancing



x1

climbing



x1

getting across

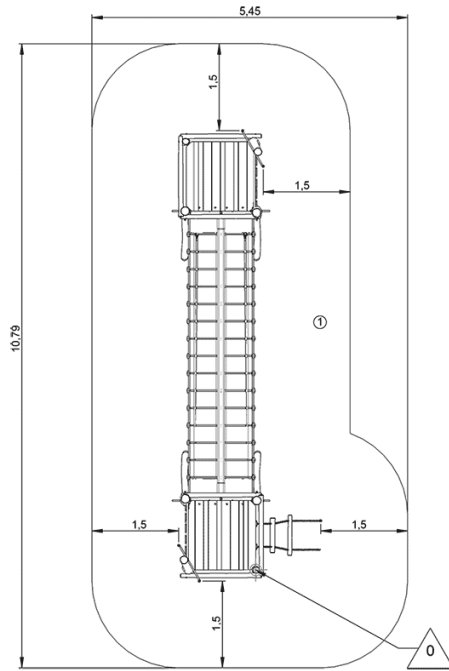


x1

Installation of equipment

IMPORTANT: It is essential to refer to the installation instructions for information on the size of the safety areas.

-  Impact area (minimum normative surface)
-  Free space



1	0,97m	50m ²
---	-------	------------------



2



8h00



0.8m³



50m²



926kg



805kg

