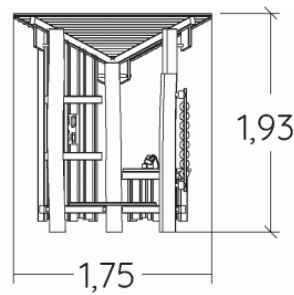
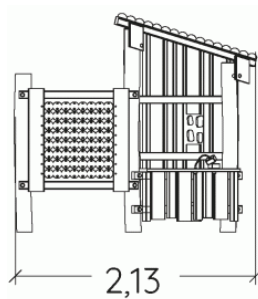


Motor inclusion
Sensory inclusion
Mental inclusion



Play value :

12

role play

meeting

resting

handling

taking shelter

thinking

tactile stimulation

visual stimulation



x2



x2



x1



x2



x1



x1

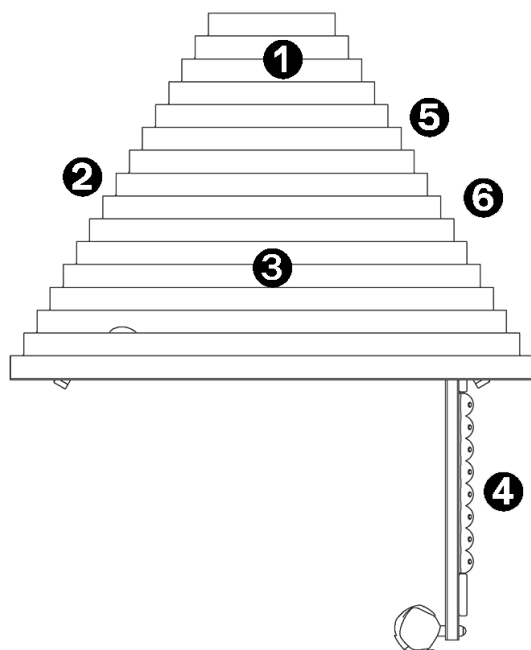


x2



x1



Components

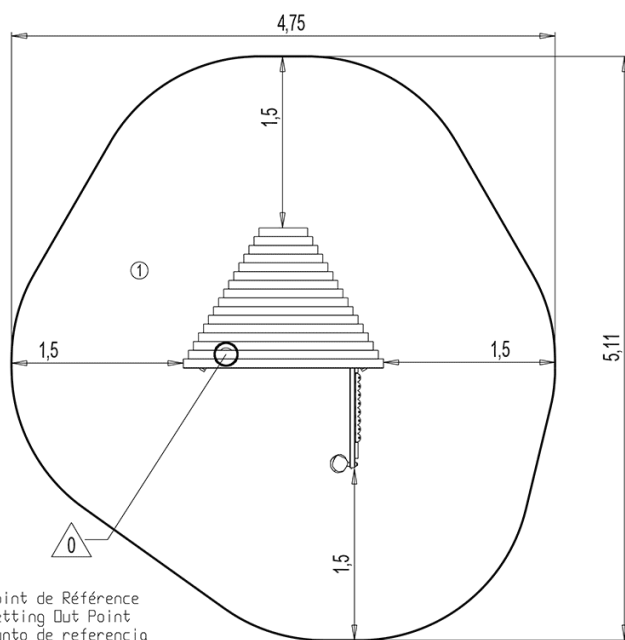


- ❶ Assise Maisonnette
- ❷ Palissade fenêtre gauche
- ❸ Roof
- ❹ Panneau ludique Boulier
- ❺ Jeu Manipulation Bois
- ❻ Palissage guichet maisonnette



Installation of equipment

IMPORTANT: It is essential to refer to the installation instructions for information on the size of the safety areas.

-  Impact area (minimum normative surface)
-  Free space



Point de Référence
Setting Out Point
Punto de referencia
Bezugspunkt
Referentiepunt

		
1	<0,6m	18,5m ²



2



08h00



0m³



18.5m²



225kg



35kg

