



6+



50



3m



1 = 6,05m

2 = 3,9m

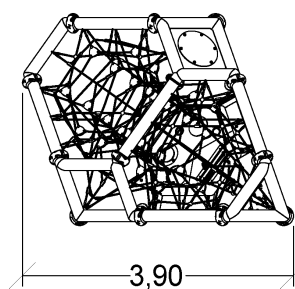
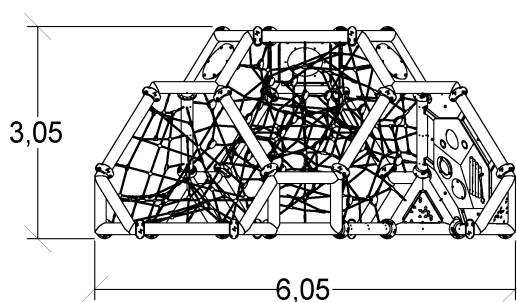

3 = 3,05m



Physical inclusion

Sensory inclusion

Cognitive inclusion



Play value :

29

climbing



x1

role play



x1

meeting



x1

handling



x1

crawling



x9

hiding



x1

tactile stimulation



x2

visual stimulation



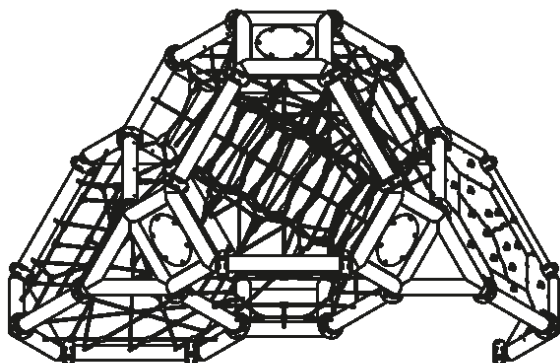
x4

climbing



x9

## Components

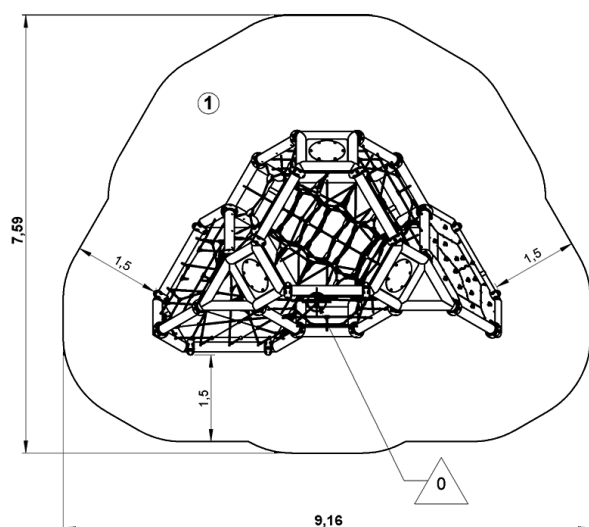


- ❶ Structure Kairn 6102
- ❷ Filet ouverture Kairn
- ❸ Façade escalade Tetra Kairn
- ❹ Filet Tetra Kairn
- ❺ Panneau PMR Tetra Kairn

## Installation of equipment

**IMPORTANT:** It is essential to refer to the installation instructions for information on the size of the safety areas.

- Impact area (minimum normative surface)
- Free space



|   |    |                    |
|---|----|--------------------|
| 1 | 3m | 54,5m <sup>2</sup> |
|---|----|--------------------|



2



0m<sup>3</sup>



54.5m<sup>2</sup>



77kg



5kg



EN  
1176

## Environmental Indicators

Repairability



/10

Carbon footprint



3,64 KgCO<sub>2</sub>/Kg

Recyclable materials



75,00%

**ECO-matériaux: 38%**

Recycled materials



38,89%

Bio-sourced materials



0,00%